



SONARGAON TEXTILES LTD.

Corporate office:

Khansons Centre (8th & 9th floor)
37, Kawran Bazar Commercial Area

Dhaka-1215, Bangladesh

Tel : +880-2-55012656, 55012652

Fax : +880-2-55012653

E-mail: info@khansongroupbd.com


Web : www.khansongroupbd.com

3rd Quarter (Q3) Financial Statements

In compliance with listing regulation 2015 of Dhaka & Chittagong Stock Exchange as well as BSEC notification no.-SEC/CMRRCD/2008-183/Admin/03-34 dated : 27th Sept, 2009, we are pleased to provide you below the un-audited financial statement of the Company for the 3rd Quarter (Q3) ended March 31, 2023 as considered by the Board of Directors meeting held on 17.04.2023 at 37, Kawran Bazar, Dhaka-1215.

Asadullah Mahmud FCS

Company Secretary





SONARGAON TEXTILES LTD.

Corporate office:


Khansons Centre (8th & 9th floor)
37, Kawran Bazar Commercial Area
Dhaka-1215, Bangladesh
Tel : +880-2-55012656, 55012652
Fax : +880-2-55012653
E-mail: info@khansongroupbd.com
Web : www.khansongroupbd.com

Statement of Financial Position (Un-Audited) As at 31st March 2023

	Notes	30 March, 2023 Taka	30 June, 2022 Taka
Assets			
Non-Current Assets :			
Property, Plant and Equipment	4.00	768,155,412	798,833,354
IFRS 16 - Right of Use Asset		1,139,083	-
		769,294,494	798,833,354
Current Assets :			
Inventories	5.00	592,345,782	518,313,471
Trade & Other Receivables	6.00	20,601,000	67,099,973
Advances, Deposits and Prepayments	7.00	7,805,931	5,181,420
Investment in Shares Central Depository BD. Ltd. (CDBL)	7.03	1,569,450	1,569,450
Cash and cash equivalent	8.00	1,121,933	762,019
		623,444,095	592,926,332
Total Assets		1,392,738,590	1,391,759,686
Equity and Liabilities :			
Shareholders' Equity			
Share Capital	9.00	264,670,560	264,670,560
Capital Reserve		5,373,570	5,373,570
Share Premium		54,560,000	54,560,000
Revaluation Reserve	11.00	343,215,693	351,844,432
Retained Earnings		(364,053,700)	(374,479,403)
		303,766,124	301,969,160
Non-Current Liabilities			
Long Term Loan	12.00	963,260,345	963,281,225
IFRS 16 - Lease Obligation Liabilities		1,171,294	-
Director's and Other Loans and Advances	13.00	27,720,197	27,720,197
Deferred Tax Liability	14.00	73,043,639	74,307,404
		1,065,195,475	1,065,308,826
Current Liabilities			
Unclaimed/Unpaid Dividend from 2019,2022	15.00	1,461,936	1,523,156
Trade & Other Payables	10.00	20,135,698	20,842,026
Workers Profit Participation and Welfare Fund	16.00	2,179,357	2,116,519
Provision for Income Tax	18.00	-	-
		23,776,991	24,481,701
Total Equity & Liabilities		1,392,738,590	1,391,759,686
Net Assets Value Per Share (NAVPS)	29.00	11.48	11.41

The accounting policies and other notes form an integral part of these financial statements.


As per report Annexed.



A.K.M. Azizur Rahman
Chairman



Bazlur Rahman
Managing Director



Rosy Rahman
Director




Masuda Sultana FCS
CFO



Asadullah Mahmud FCS
Company Secretary

Dated: Dhaka






SONARGAON TEXTILES LTD.


Corporate office:
Khansons Centre (8th & 9th floor)
37, Kawran Bazar Commercial Area
Dhaka-1215, Bangladesh
Tel : +880-2-55012656, 55012652
Fax : +880-2-55012653
E-mail: info@khansongroupbd.com
Web : www.khansongroupbd.com


Statement of Profit or Loss and Other Comprehensive Income (Un-Audited) For the 3rd Quarter ended March 31, 2022


Notes	Nine Months Results (Tk.)		Third Quarter Results (Tk.)		
	July to March 2022-2023	July to March 2021-2022	Jan. to March 2022-2023	Jan. to March 2021-2022	
Turnover	17.00	241,189,060	359,191,765	42,269,325	42,342,300
Cost of Goods sold	19.00	(205,918,873)	(297,560,782)	(37,598,565)	(33,492,759)
Gross Profit		35,270,187	61,630,983	4,670,760	8,849,541
Operating Expenses :					
Administrative Expenses	21.00	(18,066,415)	(12,298,032)	(5,495,012)	(1,270,269)
Selling & Distribution Expenses	23.00	(1,440,238)	(1,630,415)	(215,585)	(105,325)
Financial Expenses	24.00	(15,874,162)	(41,149,329)	(3,454,309)	(7,791,560)
Total Expenses		(35,380,816)	(55,077,776)	(9,164,907)	(9,167,154)
Operating Profit/(Loss)		(110,628)	6,553,207	(4,494,146)	(317,614)
Non Operating Income	26.00	1,430,233	1,427,955	1,427,955	1,427,955
Net Profit/(Loss)		1,319,605	7,981,162	(3,066,191)	1,110,341
Provision for WPPF		(62,838)	-	-	-
Provision for WWF		-	-	-	-
Net Profit/(Loss) before tax (G-H)		(62,838)	-	-	-
Provision for Taxation		1,256,766	7,981,162	(3,066,191)	1,110,341
Current Tax		(723,567)	(2,297,223)	(126,808)	(254,054)
Deferred Tax		1,263,765	786,685	421,255	258,401
Net Profit/(Loss) after tax		1,796,964	6,470,625	(2,771,744)	1,114,689
Other comprehensive income		-	-	-	-
Total comprehensive income		1,796,964	6,470,625	(2,771,744)	1,114,689
Earning Per Share (EPS)	28.00	0.07	0.24	(0.10)	0.04

The accounting policies and other notes form an integral part of these financial statements.


A.K.M. Azizur Rahman
Chairman


Fazlur Rahman
Managing Director


Masuda Sultana FCS
CFO

As per report Annexed.

Asadullah Mahmud FCS
Company Secretary



Statement of Changes In Equity (Un-Audited)
For the 3rd Quarter Ended March 31, 2023

Share Capital	Share Premium	Capital Reserve	Revaluation Reserve	Retained Earnings	Total Taka
264,670,560	54,560,000	5,373,570	351,844,432	(374,479,403)	301,969,159
-	-	-	(8,628,739)	8,628,739	-
-	-	-	-	1,796,964	1,796,964
264,670,560	54,560,000	5,373,570	343,215,693	(364,053,700)	303,766,123

As at 1 July, 2022

Adjustment in Revaluation Reserve

Net profit/Loss- 2023

As at March 31, 2023

Statement of Changes in Equity (Un-Audited)
For the 3rd Quarter Ended March 31, 2022

Share Capital	Share Premium	Capital Reserve	Revaluation Reserve	Retained Earnings	Total Taka
264,670,560	54,560,000	5,373,570	364,148,104	(395,615,498)	293,136,736
-	-	-	(9,236,181)	9,236,181	-
-	-	-	-	6,470,625	6,470,625
264,670,560	54,560,000	5,373,570	354,911,923	(379,908,692)	299,607,361


As at 1 July, 2021

Adjustment in Revaluation Reserve


Net Profit/(Loss) -2022

As at March 31, 2022


A. K. M. Azizur Rahman
Chairman


Bazlur Rahman
Managing Director


Masuda Sultana FCS
CFO


Asadullah Mahmud FCS
Company Secretary



Dated: Dhaka



SONARGAON TEXTILES LTD.

Corporate office:

Khansons Centre (8th & 9th floor)
37, Kawran Bazar Commercial Area
Dhaka-1215, Bangladesh
Tel : +880-2-55012656, 55012652
Fax : +880-2-55012653
E-mail : info@khansongroupbd.com
Web : www.khansongroupbd.com



SONARGAON TEXTILES LTD.

Corporate office:

Khansons Centre (8th & 9th floor)
37, Kawran Bazar Commercial Area
Dhaka-1215, Bangladesh
Tel : +880-2-55012656, 55012652
Fax : +880-2-55012653
E-mail: info@khansongroupbd.com
Web : www.khansongroupbd.com

Statement of Cash Flows (Un-Audited) For the 3rd Quarter ended March 31, 2023

Notes	July to March 2022-2023	July to March 2021-2022
A. Cash Flows from Operating Activities :		
Collection from Turnover & Others	225,769,480	213,952,835
Payment to Suppliers and Employees	(222,408,338)	(213,230,751)
Cash Generated from Operation	3,361,142	722,083
Collection from Non-operation Income	1,427,955	1,427,955
Interest Paid	-	-
Income Tax paid	(3,290,585)	(1,507,731)
Net Cash Flows from Operating Activities	1,498,512	642,307
B. Cash Flows from Investing Activities :		
Acquisition of property Plant & Equipment	-	-
Acquisition/Addition of Long Term Assets	-	-
Sale Proceeds of Long Term Assets	-	-
Net Cash Flows from Investing Activities	-	-
C. Cash Flows from Financing Activities :		
Long Term Loan received	-	-
Other Loans and Advances Received /(Paid)	-	-
Short Term Loan Paid	-	-
Net cash flow from Financing Activities	-	-
Increase/(decrease) in Cash and Cash Equivalent (A+B+C)	1,498,512	642,307
Cash and Cash Equivalent at Opening	762,019	689,203
Unrealized gain or (loss) on foreign exchange fluctuation	(1,138,599)	104,050
Cash and Cash Equivalent at Closing	1,121,933	1,435,560
Net Operating Cash Flow Per Share (NOCFPS)	30.00	0.02


K. M. Azizur Rahman
Chairman


Bazkur Rahman
Managing Director


Rosy Rahman
Director


Masuda Sultana FCS
CFO


Asadullah Mahmud F
Company Secretary

Dated: Dhaka

