

First Quarter (Q1)

Financial Statement (Un-Audited)

July 01, 2022 to September 30, 2022



Sonargaon Textiles Limited.

a member of Khansons Group

Khansons Centre (8th & 9th Floor),37 Karwan bazar,Dhaka-1215.

Tel: +88-02-55012652, 55012656, Fax: +88-02-55012653

info@khansongroupbd.com, www.khansongroupbd.com

SONARGAON TEXTILES LIMITED

Khansons Centre (8th & 9th Floor)

37, Kawran Bazar, Dhaka-1215

Tel : 55013501, 55013597, 55013500, Fax: 880-2-55013498

1st Quarter (Q1) Financial Statements

In compliance with listing regulation 2015 of Dhaka & Chittagong Stock Exchange as well as BSEC notification no.-SEC/CMRRCD/2008-183/Admin/03-34 dated : 27th Sept, 2009, we are pleased to provide you below the un-audited financial statement of the Company for the 1st Quarter (Q1) ended September 30, 2022 as considered by the Board of Directors meeting held on 14.10.2022 at 37, Kawran Bazar, Dhaka-1215.



Asadullah Mahmud FCS

Company Secretary

SONARGAON TEXTILES LIMITED
Statement of Financial Position (Un-Audited)
As at 30th September, 2022

Notes	30 September,2022 Taka	30 June,2022 Taka
Property and Assets		
Non-Current Assets:		
Property, Plant and Equipment	790,036,906	798,833,354
Right of Use Asset	4.00 788,644,694 1,392,212	798,833,354 -
Current Assets:		
Inventories	606,892,607	592,926,332
Advances, Deposits and Prepayments	5.00 555,599,827	518,313,471
Investment in Shares	6.00 5,295,685	5,181,420
Trade & Other Receivables	6.03 1,569,450	1,569,450
Cash and Cash Equivalent	7.00 41,169,960 8.00 3,257,685	67,099,973 762,019
Total Property and Assets	1,396,929,512	1,391,759,686
Shareholders' Equity and Liabilities		
Shareholders' Equity:		
Share Capital	304,594,374	301,969,159
Capital Reserve	9.00 264,670,560	264,670,560
Share Premium	5,373,570	5,373,570
Revaluation Reserve	54,560,000	54,560,000
Retained Earnings	13.00 348,978,683 (368,988,439)	351,844,432 (374,479,403)
Non-Current Liabilities:		
Long Term Loan (Non -Current Maturity)	1,066,289,231	1,065,308,826
Lease Obligation Liability	14.00 963,281,225	963,281,225
Director's and Other Loans and Advances	1,402,949	-
Deferred Tax Liability	15.00 27,720,197 16.00 73,884,860	27,720,197 74,307,404
Current Liabilities & Provisions:		
Unclaimed/Unpaid Dividend from 2019	26,045,907	24,481,701
Trade & Other Payables	17.00 1,372,768	1,523,156
Workers Profit Participation and Welfare Fund	12.00 22,405,342	20,842,026
Provision for Income Tax	18.00 2,267,797 19.00 -	2,116,519 -
Total Shareholders' Equity & Liabilities	1,396,929,512	1,391,759,686
Net Assets Value Per Share (NAVPS)	30.00 11.51	11.41

The accounting policies and other notes form an integral part of these financial statements.


As per report Annexed.


(A.K.M Azizur Rahman)
Chairman


(Rosy Rahman)
Director


(Bazlur Rahman)
Managing Director


(Asadullah Mahmud FCS)
Company Secretary


(Masuda Sultana FCS)
Chief Financial Officer

SONARGAON TEXTILES LIMITED
Statement of Profit or Loss and Other Comprehensive Income
For the 1st Quarter ended September 30, 2022


	Notes	July to September 2022	July to September 2021
Sales (Revenue)	20.00	137,148,935	129,113,381
Less: Cost of Goods sold	21.00	(119,595,501)	(109,229,920)
Gross Profit /(Loss)		17,553,434	19,883,461
Less: Operating Expenses :			
Administrative Expenses	24.00	(6,885,725)	(5,595,681)
Selling & Distribution Expenses	26.00	(865,895)	(398,674)
Total Operating Expenses		(7,751,620)	(5,994,355)
Operating Income		9,801,814	13,889,106
Add: Non-Operating Income	29.00	-	-
Total Non-Operating Income		-	-
Less: Non-Operating Expenses			
Financial Expenses	27.00	(6,624,971)	(15,470,556)
Total Non-Operating Expenses		(6,624,971)	(15,470,556)
Net Profit/(Loss) before WPPF		3,176,843	(1,581,450)
Less: Provision for WPPF	18.00	(151,278)	-
Less: Provision for WWF		-	-
Net Profit/(Loss) before tax (G-H)		(151,278)	-
Less: Provision for Income Tax		3,025,565	(1,581,450)
Current Tax	19.00	(822,894)	(774,680)
Deferred Tax	16.00	422,544	264,142
Total Income Tax Expenses		(400,350)	(510,538)
Net Profit/Loss after Tax		2,625,215	(2,091,988)
Other comprehensive income		-	-
Total comprehensive income		2,625,215	(2,091,988)
Earning Per Share (EPS)	31.00	0.10	(0.08)

The accounting policies and other notes form an integral part of these financial statements.


(A.K.M Azizur Rahman)
Chairman


(Rosy Rahman)
Director


(Bazlur Rahman)
Managing Director

As per report Annexed.

(Asadullah Mahmud FCS)
Company Secretary


(Masuda Sultana FCS)
Chief Financial Officer

SONARGAON TEXTILES LIMITED
Statement of Cash Flows (Un-Audited)
For the 1st Quarter ended September 30, 2022


Notes	July to Sept. 2022	July to Sept. 2021
A. Cash Flows from Operating Activities :		
Collection from Turnover & Others	163,078,948	109,437,650
Payment to Suppliers and Employees	(159,619,011)	(108,185,685)
Cash Generated from Operation	3,459,937	1,251,964
Collection from Non-operation Income	-	-
Interest Paid	-	-
Income Tax paid	(629,965)	(720,223)
Net Cash Flows from Operating Activities	2,829,972	531,741
B. Cash Flows from Investing Activities :		
Acquisition of property Plant & Equipment	-	-
Acquisition/Addition of Long Term Assets	-	-
Sale Proceeds of Long Term Assets	-	-
Net Cash Flows from Investing Activities	-	-
C. Cash Flows from Financing Activities :		
Long Term Loan received	-	-
Other Loans and Advances Received /(Paid)	-	-
Short Term Loan Paid	-	-
Net cash flow from Financing Activities	-	-
Increase/(decrease) in Cash and Cash Equivalent (A+B+C)	2,829,972	531,741
Cash and Cash Equivalent at Opening	762,019	689,203
Unrealized gain or (loss) on foreign exchange fluctuation	(334,307)	(575,903)
Cash and Cash Equivalent at Closing	3,257,685	645,041
Net Operating Cash Flow Per Share (NOCFPS)	32.00	0.11
	0.11	0.02


(A.K.M Azizur Rahman)
Chairman


(Rosy Rahman)
Director


(Azizur Rahman)
Managing Director


(Asadullah Mahmud FCS)
Company Secretary


(Masuda Sultana FCS)
Chief Financial Officer


SONARGAON TEXTILES LTD.


**Statement of Changes in Equity (Un-Audited)
For the 1st Quarter ended September 30, 2022**

	Share Capital	Share Premium	Capital Reserve	Revaluation Reserve	Retained Earnings	Total Taka
As at 1 July, 2022	264,670,560	54,560,000	5,373,570	351,844,432	(374,479,403)	301,969,159
Adjustment in Revaluation Reserve	-	-	-	(2,865,749)	2,865,749	-
Net profit/(Loss) for the 1 st Quarter ended September 2022	-	-	-	-	2,625,215	2,625,215
Balance As at September 30, 2022	264,670,560	54,560,000	5,373,570	348,978,683	(368,988,439)	304,594,374


**Statement of Changes in Equity (Un-Audited)
For the 1st Quarter ended September 30, 2021**


	Share Capital	Share Premium	Capital Reserve	Revaluation Reserve	Retained Earnings	Total Taka
As at 1 July, 2021	264,670,560	54,560,000	5,373,570	364,148,104	(395,615,498)	293,136,736
Adjustment in Revaluation Reserve	-	-	-	(3,101,200)	3,101,200	-
Net profit/(Loss) for the 1 st Quarter ended September 2021	-	-	-	-	(2,091,989)	(2,091,989)
Balance As at September 30, 2020	264,670,560	54,560,000	5,373,570	361,046,904	(394,606,287)	291,044,747


(A.K.M Azizur Rahman)
Chairman


(Rosy Rahman)
Director


(Bazlur Rahman)
Managing Director


(Asadullah Mahmud FCS)
Company Secretary


(Masuda Sultana FCS)
Chief Financial Officer